

Connecting with PHP

This guide explains how to connect a PHP application to a Hydra database using the **PDO extension**. It covers setting up prerequisites, configuring the connection URI, and running a test SQL query.

Variables


To connect to a Hydra database, you only need **one environment variable** — the connection URI.

Variable	Description	Purpose
HYDRA_URI	Full Hydra connection string from Elestio	Encodes all connection info in one URI

A typical URI looks like this:

```
postgresql://<USER>:<PASSWORD>@<HOST>:<PORT>/<DATABASE>
```

You can find the details needed in the URI from the **Elestio service overview** details. Copy and replace the variables carefully in the URI example provided above.

 **hydra-y2e0a**

HydraClusterRunning

>_ Open terminalDelete clusterAdd node

OverviewNodesBackupsAudit

Termination protection

Disabled. VM can be powered off and terminated.

Protection deactivated ☐

Auto-Failover

Enabled. In case of failure, the cluster will automatically attempt to recover

Auto-Failover activated ☒






Node

1 Primary Node

Database Admin

Display your database credentials

Hide DB Credentials

Host	hydra-y2e0a-u7774.vm.elestio.app	
Port	15432	
User	postgres	
Password	*****	Show password 
CLI	PGPASSWORD=***** psql --host=hydra-y2e0a-u7774.vm.elestio.app --port=15432 --username=postgres	Show password 

Prerequisites

Install PHP

Check if PHP is installed:

```
php -v
```

If not, download and install PHP from: <https://www.php.net/downloads.php>

Code

Once all prerequisites are set up, create a new file named `hydra.php` and add the following code and replace the `HYDRA_URI` with actual link or in environment setup as you wish:

```
<?php
$db_url = getenv("HYDRA_URI") ?: "postgresql://user:password@host:port/database";
```

```
$db_parts = parse_url($db_url);
$db_name = ltrim($db_parts['path'], '/');
$dsn = "pgsql:host={$db_parts['host']};port={$db_parts['port']};dbname={$db_name}";

try {
    $pdo = new PDO($dsn, $db_parts['user'], $db_parts['pass']);
    $version = $pdo->query("SELECT VERSION()")->fetchColumn();
    echo "Connected to Hydra: " . $version . PHP_EOL;
} catch (PDOException $e) {
    echo "Connection failed: " . $e->getMessage() . PHP_EOL;
}
```

To execute the script, open the terminal or command prompt and navigate to the directory where `hydra.php`. Once in the correct directory, run the script with the command

```
export HYDRA_URI=postgresql://user:password@host:port/database
```

Navigate to the directory containing `hydra.php` and run:

```
php hydra.php
```

If successful, you'll see output like:

```
Connected to Hydra: PostgreSQL 14.13 (Debian 14.13-1.pgdg120+1) on x86_64-pc-linux-gnu,
compiled by gcc (Debian 12.2.0-14) 12.2.0, 64-bit
```

Revision #4

Created 7 May 2025 10:18:58 by kaiwalya

Updated 7 May 2025 15:22:15 by kaiwalya