

# Tools

- [VSCode](#)
- [File Explorer](#)
- [Web Terminal](#)
- [Reset SSH/SFTP Password](#)

# VSCode

From the *Tools* tab in the service overview, click on VS Code button to start VS Code in the browser directly in the context of your service.

From there you can edit the configuration, download or upload files with drag&drop on the left column or open a terminal

The first launch can take up to 1-2 minutes while VS Code installs.



redis-bgrkj

Redis

Running

Open terminal

Delete service

Clone this service

Overview

Tools

Backups

Metrics

Logs

Audit

Security

Alerts

Notes

VS Code

Your favorite code editor in your browser

VS Code

File Explorer

Navigate easily to different folders, upload or download files/folders

File Explorer

Reset Password

Reset your SSH/SFTP password

Reset Password

Terminal

Access virtual machine consoles

Terminal

VSCode

✕

Here find your credential to connect with vscode

Access link:

https://redis-bgrkj-u76.vm.appdrag.net:18345/?folder=/opt/app

📄

User:

root

📄

Password:

eo389q-h0hc-fwke6t

📄

Copy All

EXPLORER

APP

data

insight

.env

cli.sh

config.json

docker-compose.yml

save.sh

OUTLINE

Get Started

< Get Started

⚡

Get Started with VS Code in the Web

Discover the best customizations to make VS Code in the Web yours.

Choose the look you want

The right color palette helps you focus on your code, is easy on your eyes, and is simply more fun to use.

Browse Color Themes

Tip: Use keyboard shortcut (Ctrl+K Ctrl+T)

One shortcut to access everything

Just the right amount of UI

Rich support for all your languages

Quickly navigate between your files

✓ Mark Done

Next Section →

Light

Dark

High Contrast

See More Themes...

redis-42j44-u3.vm.appdrag.net:18345

0 0 0


Activating Extensions...

Layout: French

# File Explorer

From the Tools tab in the service overview, click on the "File Explorer" button.

The first launch can take 1-2 minutes because File Explorer is installed on your service. The next launch is nearly instant.

 **redis-bgrkj**

Redis Running

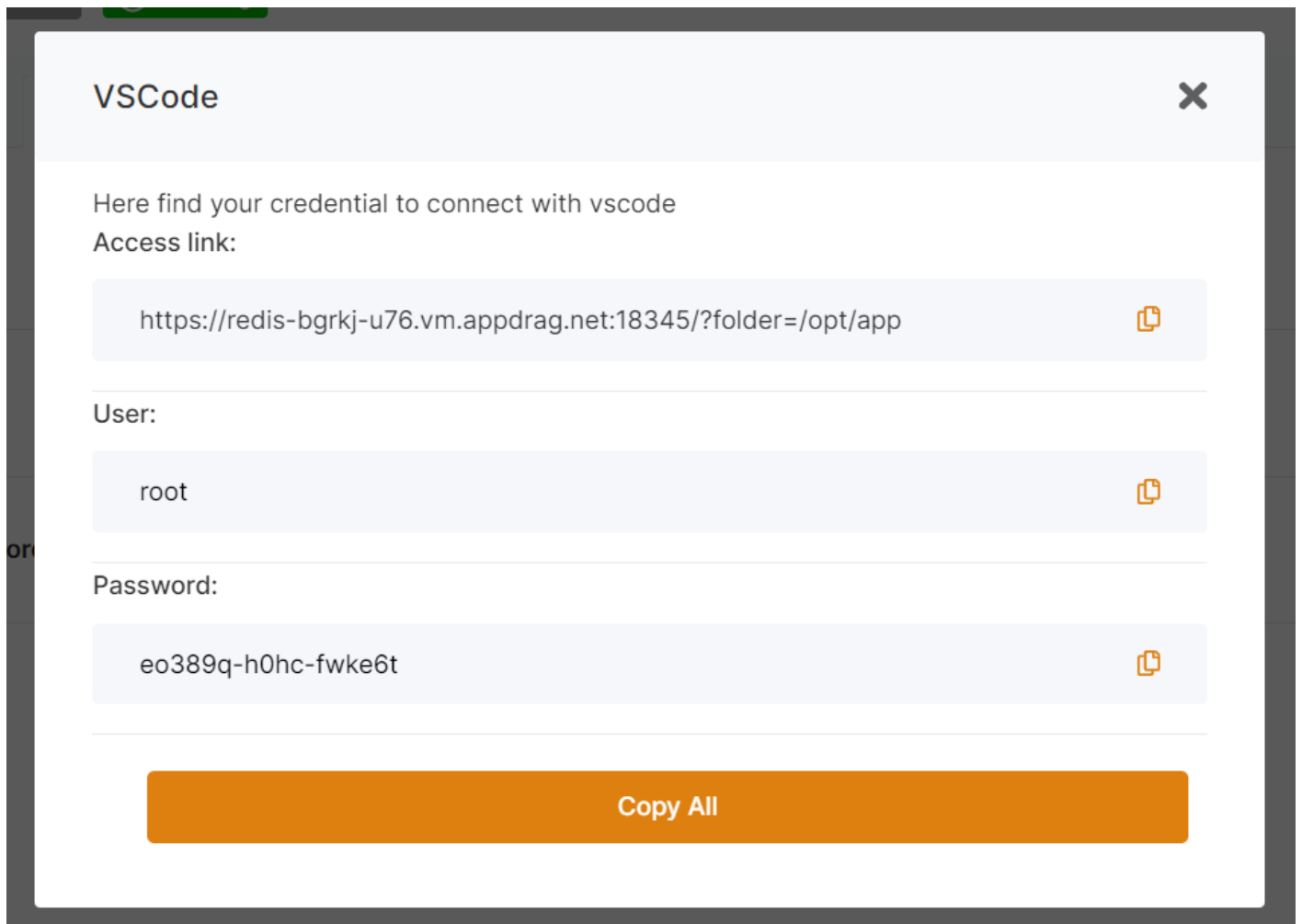
[Open terminal](#) [Delete service](#) [Clone this service](#)

OverviewToolsBackupsMetricsLogsAuditSecurityAlertsNotes

|                |  |                |
|----------------|--|----------------|
| VS Code        | Your favorite code editor in your browser                              | VS Code        |
| File Explorer  | Navigate easily to different folders, upload or download files/folders | File Explorer  |
| Reset Password | Reset your SSH/SFTP password   | Reset Password |
| Terminal       | Access virtual machine consoles  | Terminal       |

This will open a pop-up window, providing you with a temporary password and Access link.

Copy the temporary password and click on the Access link.



Authenticate with the credentials on the file explorer page:

# elestio

## File Explorer

Se connecter

Once logged in, you'll be able to browse, edit, download, and upload the files on the server:

elestio

Search...

⌵

⬇

⬆

ℹ

✓

My files

New folder

New file

Settings

Logout


🏠 > opt > app

| Name ↑             | Size  | Last modified |
|--------------------|-------|---------------|
| data               | —     | 6 hours ago   |
| insight            | —     | 6 hours ago   |
| .env               | 64 B  | 6 hours ago   |
| cli.sh             | 78 B  | 6 hours ago   |
| config.json        | 104 B | 6 hours ago   |
| docker-compose.yml | 461 B | 6 hours ago   |
| save.sh            | 83 B  | 6 hours ago   |

# Web Terminal

From the Tools tab in the service overview, click on the "Terminal" button

The first launch can take 1-2 minutes because the Web terminal is installed on your service. The next launch is nearly instant.



redis-bgrkj

Redis

Running

>\_

Open terminal

🗑

Delete service

Clone this service

Overview

Tools

Backups

Metrics

Logs

Audit

Security

Alerts

Notes

|                |  |                |
|----------------|--|----------------|
| VS Code        | Your favorite code editor in your browser                              | VS Code        |
| File Explorer  | Navigate easily to different folders, upload or download files/folders | File Explorer  |
| Reset Password | Reset your SSH/SFTP password   | Reset Password |
| Terminal       | Access virtual machine consoles  | Terminal       |

## Terminal



Check all the consoles of your Virtual Machine

Access link:

<https://redis-bgrkj-u76.vm.appdrag.net:18344/>



User:

root



Password:

0s8lwt-2tw0-jclmhl



Copy All

```
root@redis-42j44-u3:~#
```






# Reset SSH/SFTP Password

By default, password authentication is disabled. For security reasons, we recommend using SSH Pubkeys instead.

From the Tools tab in the service overview, click on the "Reset Password" button



redis-bgrkj

Redis

Running

>\_ Open terminal

🗑 Delete service

Clone this service

Overview

Tools

Backups

Metrics

Logs

Audit

Security

Alerts

Notes

|                |  |                |
|----------------|--|----------------|
| VS Code        | Your favorite code editor in your browser                              | VS Code        |
| File Explorer  | Navigate easily to different folders, upload or download files/folders | File Explorer  |
| Reset Password | Reset your SSH/SFTP password   | Reset Password |
| Terminal       | Access virtual machine consoles  | Terminal       |

Reset SSH/SFTP Password

Do you really want to reset SSH root password ?

Cancel

Accept