


# Admin UI

Most supported softwares have an administrative web interface.

Selecting the *Display Admin UI* button will display the URL, user name and password used to connect to a service's administrative UI.

Some software, especially databases, do not have a web management UI. Use the credentials, and the specified port to connect.

Certain applications do not allow for the pre-creation of administrative users. If the password field appears blank in the service dashboard, visit the given administrative URL to begin the setup process.



 **redis-wb6q9** Redis Running Open terminal Delete service Clone this service

Overview Tools Backups Metrics Logs Audit Security Alerts Notes

**Termination protection** Disabled. VM can be powered off and terminated. Protection deactivated ☐

**Database Admin** Display your database credentials Display DB Credentials

**Admin** Display your software credentials Hide Admin UI

Admin UI	<a href="https://redis-wb6q9-u76.vm.appdrag.net:24814/">https://redis-wb6q9-u76.vm.appdrag.net:24814/</a>	
User	root	
Password	*****	<span>Show password</span> 

Revision #7

Created 9 January 2022 12:00:30 by David Alimi

Updated 28 September 2022 15:27:58 by Amit