







# Database credentials

This only applies to database software.

You can view your database software in your service Dashboard in the *Overview* tab, by selecting the *Display DB Credentials* button.

 **redis-bgrkj**

 Redis 

 Open terminal  Delete service 

Overview

Tools

Backups

Metrics

Logs

Audit


Security

Alerts

Notes

Termination protection

Disabled. VM can be powered off and terminated.


Protection deactivated 



Database Admin



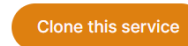
Display your database credentials

Display DB Credentials

You'll find all the details you'll need to connect to your database directly: host address, port, username and password, and CLI.

 **redis-bgrkj**

 Redis 

 Open terminal  Delete service 

Overview

Tools

Backups

Metrics

Logs

Audit


Security

Alerts

Notes

Termination protection






Disabled. VM can be powered off and terminated.

Protection deactivated 

Database Admin

Display your database credentials

Hide DB Credentials

Host	redis-bgrkj-u76.vm.appdrag.net	
Port	23647	
User	root	
Password	*****	Show password 
CLI	redis-cli -h redis-bgrkj-u76.vm.appdrag.net -p 23647 -a '*****'	Show password 

Revision #5

Created 9 January 2022 12:00:49 by David Alimi

Updated 29 September 2022 08:37:50 by Amit