



# Selected / change software version


You can select another version of your deployed software in your service's *Dashboard Overview*.


1. Click the *Change version* button
2. Choose the software version you'd like to update or change to
3. Don't forget to save!


To apply these new settings, select *Update Now* under Software auto updates.

 **redis-bgrkj**

 Redis

 Running

 Open terminal


 Delete service

Clone this service

OverviewToolsBackupsMetricsLogsAuditSecurityAlertsNotes

Termination protection

Disabled. VM can be powered off and terminated.

Protection deactivated 

Database Admin

Display your database credentials

Display DB Credentials

Admin

Display your software credentials

Display Admin UI

Software

Redis,  
version:  
6

View app logs

Update config

Restart

Change version

## Change Version



**WARNING** Downgrade your version may result in loss of your data but it can be useful if you need to restore an old version

Choose Version



Choose Version

latest (22-09-2022)  
bullseye (22-09-2022)  
alpine3.16 (22-09-2022)  
alpine (22-09-2022)  
7.0.5-bullseye (22-09-2022)  
7.0.5-alpine3.16 (22-09-2022)  
7.0.5-alpine (22-09-2022)  
7.0.5 (22-09-2022)  
7.0-bullseye (22-09-2022)  
7.0-alpine3.16 (22-09-2022)  
7.0-alpine (22-09-2022)  
7.0 (22-09-2022)  
7-bullseye (22-09-2022)  
7-alpine3.16 (22-09-2022)  
7-alpine (22-09-2022)  
7 (22-09-2022)  
7.0.4-bullseye (14-09-2022)  
7.0.4 (14-09-2022)  
6.2.7-bullseye (14-09-2022)

Downgrade your version may result in the loss of your data but it can be useful if you need to restore an old version

If the Button Appears Disabled, Termination Protection is Enabled – Follow These [Steps](#) to Disable It

Revision #6

Created 9 January 2022 13:14:54 by Joseph Benguira

Updated 26 March 2025 08:25:31 by Amit